



HOW TO USE LINE JUDGE SIGNALS

LINE JUDGE SIGNALS USING FLAGS




1.
Inbounds




2.
Out-of-Bounds



3.
Obtain R1's Attention



4.
Touch



5.
a. Antenna Violation
b. Service Line Fault




6.
View of Play Blocked

The flags should be solid red in color and of a recommended size of approximately 12 inches by 12 inches to approximately 16 inches by 16 inches. The flag and hand grip should be securely affixed to the pole.


- 1. Inbounds:** Point with the flag down and toward the middle of the court.
- 2. Out-of-Bounds:** Raise the flag, arm extended.
- 3. Obtaining First Referee's Attention:** Raise flag over head and wave to obtain the first referee's attention, when necessary.
- 4. Touch:** Raise the flag to shoulder height in front of body and place the open palm of the other hand on top of the flag.
- 5a. Ball Outside or Hitting Antenna:** Wave the flag over the head and point to the antenna.
- 5b. Service Line Fault:** Wave the flag over the head and point the service area using index finger, extended arm shoulder height.
- 6. View of Play Blocked:** Raise and cross both arms in front of the chest, palms facing the body.

NOTE: Flags shall be used by line judges, unless determined by the state association to use hand signals.

LINE JUDGE SIGNALS USING HAND SIGNALS




1. Obtain First Referee's Attention



2. Inbounds



**3. Out-of-Bounds/
Antenna Violation**



4. Touch



**5. Line Violation/
Service Fault**



6. View of Play Blocked

- 1. Obtaining First Referee's Attention:** Wave arm overhead to obtain the first referee's attention, when necessary. (1)
- 2. Inbounds:** Arms extended in front of body, hands open (palms down) toward the floor area between the attack line and the net. (2)
- 3. Out-of-Bounds/Antenna Violation:** Hold forearms in front of chest, hands open (fingers together) and palms toward face. (3)
- 4. Ball Touched:** Hand on offending team's side held beside head, palm toward head, then brush upward across fingertips one time with other hand, palm forward. (4)
- 5. Line Violation/Service Fault:** Indicate the line where violation occurred by extending arm and pointing toward the line with the index finger. (5)
- 6. View of Play Blocked:** Cross forearms in front of chest, palms facing the body. (6)

NOTE: Flags shall be used by line judges, unless determined by the state association to use hand signals.